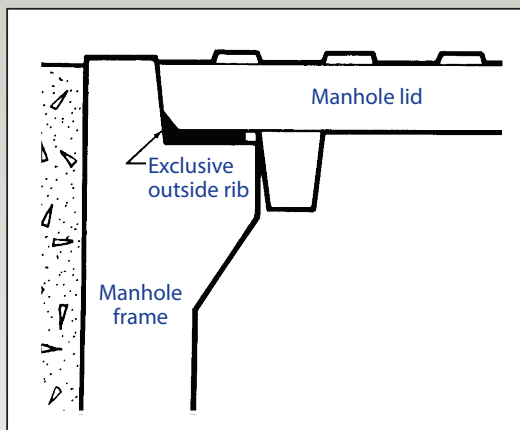



MANHOLE LID GASKET

Stop inflow easily and economically



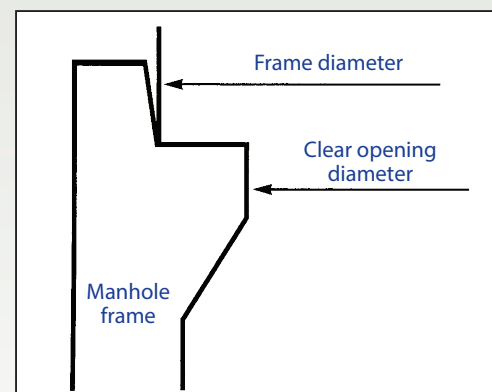
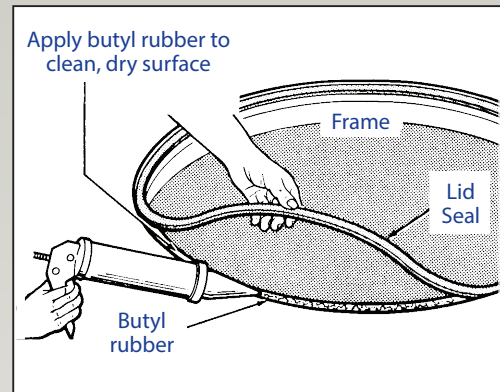
Stop inflow around the manhole lid with our low maintenance lid gasket option for sealing existing manhole lids.

This seal, molded or extruded from high quality rubber, is available with our exclusive triangular shaped outside rib.

It's use not only insures a positive lid-frame seal, but eliminates lid rattle as well, and when properly installed, is not disturbed by lid removal and replacement.

INSTALLATION INSTRUCTIONS

- Measure the circumference of the bearing surface of the manhole frame that the lid sits on to determine the length of gasket required.
- Cut the length of gasket required from the roll of specially molded manhole gasket material to ensure a comfortable fit without a gap between the ends or bulging due to excess length.
- Clean bearing surface with power wire brush. Surface must be dry and dust free before applying butyl adhesive.
- Apply a bead of butyl rubber adhesive (not included) large enough to bond the gasket to the frame, but not so much as to ooze out from the weight of the lid and traffic loading causing the gasket to bond to the lid as well.
- Position and secure the lid as normal.



INDEPENDENT SEWER
CONSULTING SERVICES PTY LTD

Contact sales@iscservices.com.au or call
02 9790 2024 for more information

www.iscservices.com.au